

Quantum[®] Touch Range





The Reimagined Vended Laundry

With the introduction of Quantum® Touch controls, Speed Queen® has reimagined the laundry experience. From advanced functionalities and new revenue generating opportunities, to the clean, full-color display and step-by-step instructions, Quantum Touch is technology that truly delivers return on investment.

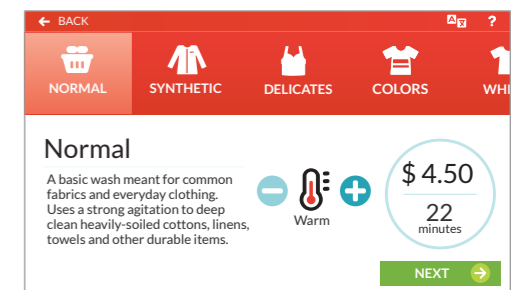


IMPROVE CUSTOMER EXPERIENCE

Technology... with a Touch of Class

The clean, sleek stainless steel lines of Speed Queen Quantum Touch washer-extractors and tumble dryers present the image of a premium laundry experience the moment a customer walks through the door.

That theme continues with full-color, intuitive touchscreen controls that keep customers updated on every step in the process. Multiple language options and clear descriptions ensure every client gets exactly the wash they desire.



INCREASE PROFITABILITY

The Reimagined Vended Laundry

Quantum Touch takes the profitable cycle modifier to new levels. Modifier prompts and clear descriptions of these extra options will increase the percentage of customers who select premium wash options. Higher adoption means more revenue and a more profitable store. In addition, Speed Queen breaks new ground as the first manufacturer to offer cycle modifiers on the tumble dryer side, where anti-wrinkle and reversing tumble drive better profitability on the dry side.

COMPLETE LAUNDROMAT SOLUTION

Seamless Systems, Peerless Performance

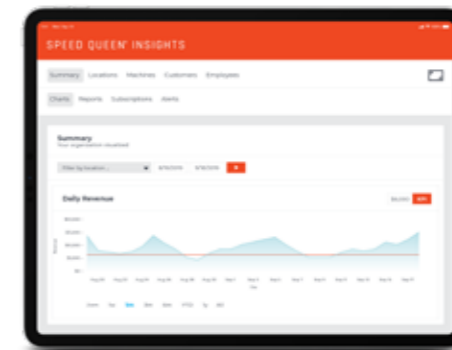


For the most complete solution in the industry, owners can choose to pair their Quantum Touch units with a Speed Queen Insights subscription.

Quantum Touch controls work seamlessly with the Speed Queen Insights and the Speed Queen app for a complete customer solution.



Customers love the features of the Speed Queen app, which offers the convenience of paying for cycles from their phone, in addition to keeping them updated on when cycles are completed.



Owners love that Speed Queen Insights gives them quick and easy access to all the data they need to make decisions that will increase profitability.



Reimagine Return on Investment

Our industry is changing, as customers increasingly expect a truly elevated experience. With the introduction of Quantum Touch, combined with the powerful Speed Queen Insights systems, Speed Queen is delivering a range of products that help owners reimagine their own businesses to reach new heights in profitability and return on investment.

SPEED QUEEN® QUANTUM® TOUCH

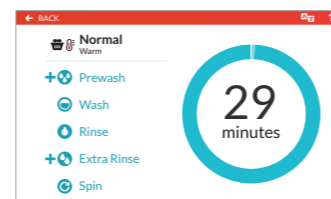
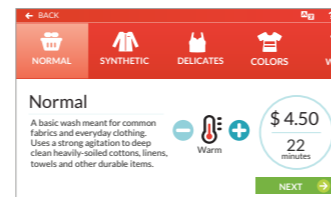
Softmount Washer-Extractors

SY65 14 lb (6.5 kg)	SY80 16 lb (7.5 kg)	SY105 23 lb (10.5 kg)	SY135 29 lb (13.5 kg)	SY180 39 lb (18 kg)	SY240 52 lb (24 kg)	SY280 61 lb (28 kg)
------------------------	------------------------	--------------------------	--------------------------	------------------------	------------------------	------------------------

Speed Queen's softmount washer-extractor range delivers exceptional spin speeds to reduce drying time and utility consumption. In addition, because they don't require special foundations, softmounts lower installation costs. They offer a heavy-duty design that meets superior machine mechanics to form the industry's most trusted softmount washer-extractor.


Standard equipped with Quantum® Touch control

- 7", full color, touch screen display
- User-friendly screen with operating instructions built in as part of the control
- 11 basic cycles, 1 custom cycle and temperature selection between 15°C and 90°C.
- Easy-to-understand cycle modifier prompts will encourage your customers to customize their wash



- 30+ languages available
- On screen timer so your customers know exactly how much time their cycle will take
- Speed Cycle option for those who want to get in and out quickly
- Flexible Payment Options - Coin, Card, Mobile, Cash

- Strong frame lasts longer, balances loads more efficiently, and is designed to reduce sound and vibration levels
- High extraction speeds mean shorter dry times and lower energy bills
- Advanced inverter drive system provides smooth, reliable performance
- Contemporary aesthetic for a more premium retail experience
- Easily serviceable with front panel access



SPEED QUEEN® QUANTUM® TOUCH

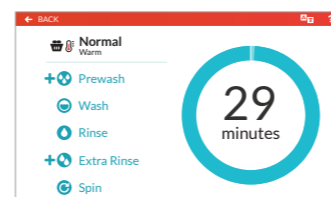
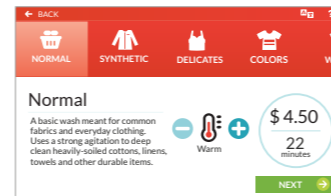
Cabinet Hardmount Washer-Extractors

SC020 20 lb (9 kg)	SC030 30 lb (14 kg)	SC040 40 lb (18 kg)	SC060 60 lb (27 kg)	SC080 80 lb (36 kg)	SC100 100 lb (45 kg)
-----------------------	------------------------	------------------------	------------------------	------------------------	-------------------------

With Speed Queen hardmount washer-extractors, owners receive great performance and fast cycle times, all at a superb value. Their up to 200 G-Force final spin also helps reduce drying times and contributes to greater customer satisfaction. Best of all, Speed Queen hardmount washer-extractors are heavy duty and built to withstand the punishing demands of a busy vended laundry.


Standard equipped with Quantum® Touch control

- 7", full color, touch screen display
- User-friendly screen with operating instructions built in as part of the control
- 3 basic cycles, 1 custom cycle, 3 basic temperature options
- Easy-to-understand cycle modifier prompts will encourage your customers to customize their wash



- Flexible pricing & additional revenue opportunities with customizable cycle modifiers, time-of-day pricing and lucky cycle options
- 30+ languages available
- On screen timer so your customers know exactly how much time their cycle will take
- Speed Cycle option for those who want to get in and out quickly
- Flexible Payment Options - Coin, Card, Mobile, Cash

- Strong frame lasts longer, balances loads more efficiently, and is designed to reduce sound and vibration levels
- Advanced inverter drive system provides smooth, reliable performance
- Higher extraction speeds mean shorter dry times and lower energy bills
- Sump system design maximizes cleaning power while using 7% less water
- Leak detection with our patented Water Guardian, saves water by detecting slow or leaking fill-valves and drains
- Easily serviceable with front panel access



SPEED QUEEN® QUANTUM® TOUCH

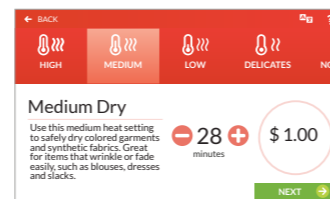

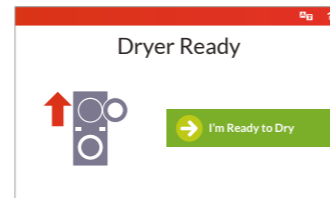
Tumble Dryers

STT30 2x30 lb (14 kg)	STT45 2x45 lb (20 kg)	ST025 25 lb (11 kg)	ST030 30 lb (14 kg)	ST035 35 lb (16 kg)	ST050 50 lb (23 kg)
ST055 55 lb (25 kg)	ST075 75 lb (34 kg)				

Our tumble dryers are built with a single purpose: performance. They are specifically designed with fewer moving parts, so you'll face fewer maintenance issues over their lifespan.

Standard equipped with Quantum® Touch control

- User-friendly screen with operating instructions built in as part of the control



- 5 basic cycles (high, medium, low, delicate, no heat)
- Easy-to-understand cycle modifier prompts will encourage your customers to customize their dry
- Flexible pricing & additional revenue opportunities with customizable cycle modifiers, time-of-day pricing and lucky cycle options
- 30+ languages available
- On screen timer so your customers know exactly how much time their cycle will take
- Flexible Payment Options - Coin, Card, Mobile, Cash

- 5", full color, touch screen display on stack tumble dryers (7" display on single tumble dryers)
- Chrome door ring
- Lint trap blends in with front panel for a sleek, modern look
- Innovative galvanized cylinder design with stainless steel back
- Patented oval cylinder perforations prevent small metal objects from passing through and damaging the dryer's sweep sheets
- Axial Airflow provides the most concentrated and efficient drying possible to make dry times even faster, while saving you money





SpeedQueenCommercial.com

©2019 Alliance Laundry Systems LLC

Speed Queen by Alliance Laundry Systems