


SPEED QUEEN VEND SOLUTIONS

Laundromat solutions and opportunities



SPEED QUEEN VEND SOLUTIONS

The proven performer in laundry

Speed Queen brings you everything you need to offer an exceptional laundry service. We are here to make sure you can profitably keep your laundry customers happy.

Great quality results – We'll make you a laundry star by ensuring you and your customers enjoy consistently better results. And that means better results for your business.

Heritage of success – We have innovated in laundry since 1908 and have earned our reputation with superior equipment and innovations that add measurable value.

Premium approach – Our powerful machines are designed to quickly produce high volumes of perfectly clean laundry. Your Speed Queen equipment is tested to endure many years of hard commercial use – our warranties reflect that.

Superior customer support – Our training,

SPEED QUEEN VEND SOLUTIONS

A laundromat success rate over 90%

Entrepreneurs all over the world find success with Speed Queen providing profitable vended laundry services. In fact Speed Queen laundromats have a 94.5% success rate.* Speed Queen equipment is a strong contribution to that success because it's designed and manufactured for consistent, ongoing profitability.

A well-managed laundromat or multi-housing laundry using Speed Queen equipment is a great business that can perform well even when the wider economy is down. Your Speed Queen distributor is the partner of choice of business people who know that the premium approach is the smartest approach to enterprise.

Lower costs

Our sophisticated laundry management technology is designed to reduce your overheads and make laundry easier and better for your customers.

Attractive ROI – 20 to 35% average**

Speed Queen specialists bring you everything you need to develop the best returns from your laundromat, including:

- **Location analysis and site selection**
To ensure you start right, we can suggest the ideal site – or analyze the location you have in mind.
- **Facility design and equipment selection**
We'll work with you and your contractor to design a reliable, appealing laundry experience that attracts repeat customers – and builds you a sustainable business.

*The Speed Queen laundromat success rate is the number of not charged off loans per laundry, divided by total numbers of loans originated from January 2001 through June 2013, based on the experience of Speed Queen Financial Services in the United States.

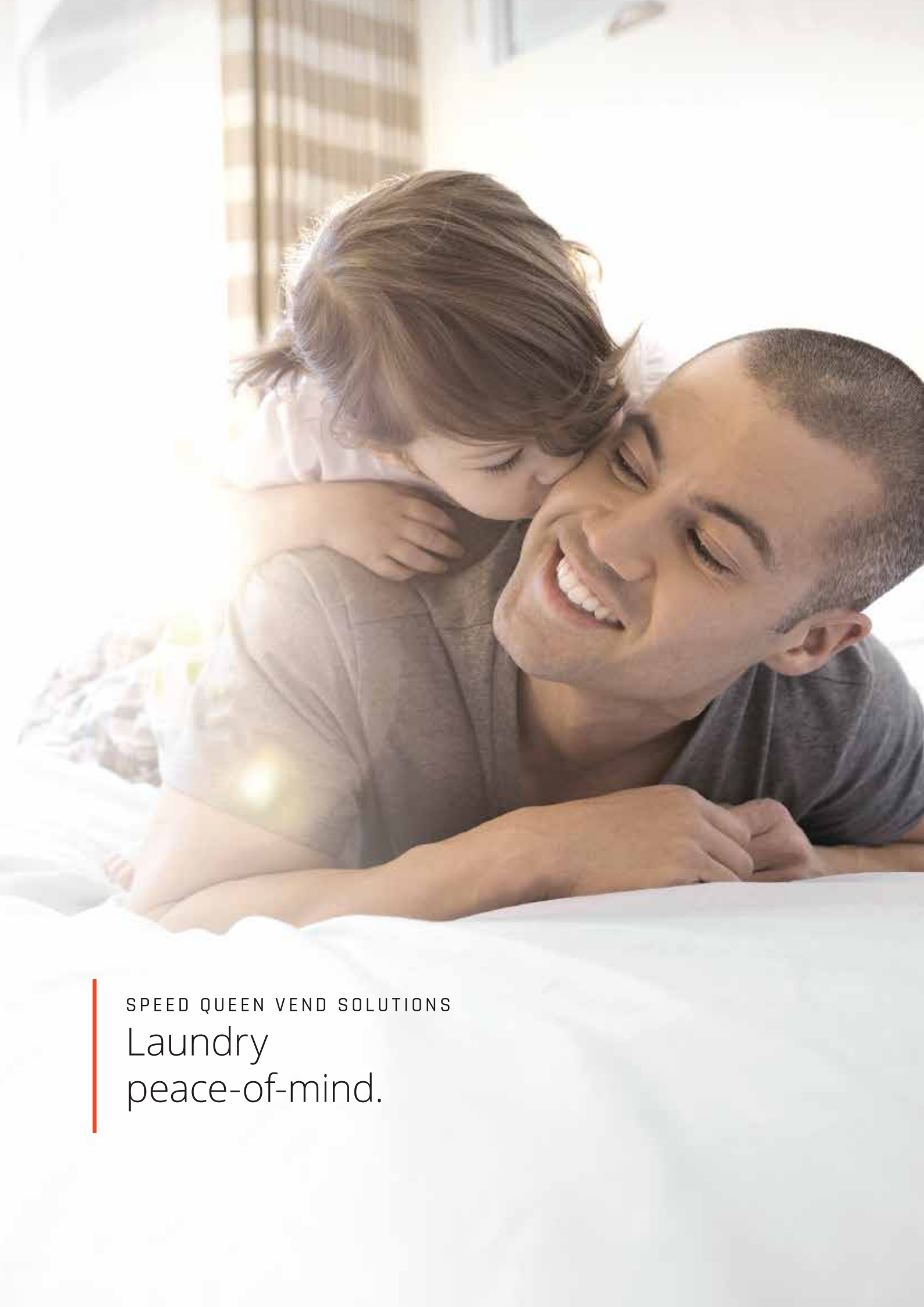
**Wallace, B. (2014, December 9). Getting Into the Laundry Business.



ki.0
kiếm trợ nhân gi
dry an
inside
y đã có kích thước lớn cũ
trong ca ngoài để tránh phai màu

Speed Queen
Tư vấn chuyên nghiệp
Giải pháp tối ưu nhất
Liên hệ ngay hôm nay
Số hotline: 1900 123456
Website: www.speedqueen.vn

S
SPEED QUEEN VENDOR SOLUTION
A premium
approach is the
smart approach.



SPEED QUEEN VEND SOLUTIONS

Laundry
peace-of-mind.

— SPEED QUEEN VEND SOLUTIONS

Leading performance in laundry from the world leader

Choosing Speed Queen gives you access to the resources of Alliance Laundry Systems for all your laundry solutions needs in the days, months and years ahead.

Alliance Laundry Systems makes the world cleaner as the premier provider of laundry solutions. We deliver leading performance in commercial laundry through our family of brands, including Speed Queen.

Laundry is our sole business

Alliance leads the world in commercial laundry sales, product range, global reach and R&D investment. We serve more than 140 countries with a team of more than 3,000. Check out the advantages you enjoy with our focused approach:

- **Superior technology**
The world needs faster, easier, better laundry. In recent years, we've invested over USD300 million in R&D to make it happen. Our global team of laundry scientists, engineers and designers are dedicated to purpose-driven laundry innovation.
- **Stronger network**
You're never too far from better laundry, thanks to expert Alliance teams in 14 strategic locations worldwide and over 1,200 specialist commercial laundry distributors. No matter where in the world you are, big help with big laundry is always within reach.
- **Comprehensive training**
We offer training for everyone involved in the laundry process. Our laundry learning programs include operator training, service schools, maintenance seminars, business training and much more.
- **Award-winning customer support**
Our outstanding customer service is dedicated to helping you develop the most efficient laundry operation possible – and keeping it running at peak efficiency. Order Alliance Genuine Parts today and experience our exceptional service for yourself.
- **Measurably better**
To get the excellence you deserve, you can rate our services at every interaction. If you're not happy, let us know and we'll make it good. Were we helpful? Share your approval. Our team thrive on a positive vibe. Understanding your satisfaction helps us improve our performance.

Learn more at www.alliancelandry.com

Seize control with Quantum™ Gold

Quantum™ Gold controls add intelligence to Speed Queen laundry equipment and inform better decision-making.

The Quantum™ Gold system gives you and your customers more control over their laundry. It allows you to have more control over your operations. You get the power to tune your offering to produce maximum returns.

Choose Quantum™ Gold controls and build a sophisticated networked business with Speed Queen Insights.

Understand and enhance your operations

- Adjust pricing according to demand
- Reduce programming and on-site labor time
- Achieve more revenue by customizing cycles according to load type
- Find out about errors before they become a bigger issue
- Reduce your labor needs
- Reduce utility costs
- Reduce downtime

Keep your finger on the pulse

- Wireless networking
- Profitability reports
- Multi-level pricing
- Customer-selected price modifiers
- Pause and resume
- Slow drain detection
- Water leak detection
- Computer audit
- Computer programming
- 30 programmable water levels*
- Automatic dispenser flush
- Automatic shutdown assistant
- Break-in alarm
- Drop off mode
- Lucky cycle
- Power saving mode
- Remote vend

SPEED QUEEN VEND SOLUTIONS
For more intelligent
operations.



A man with grey hair and a beard, wearing a blue denim shirt, is sitting at a desk. He is looking at a laptop screen with a thoughtful expression, his hand resting on his chin. The background is blurred, suggesting an office or business environment.

SPEED QUEEN VEND SOLUTIONS

Full control of
your business.

Grow your laundry business with Speed Queen Insights



Manage a single laundromat or an entire chain

Speed Queen Insights is our unique cloud-based management system that makes your laundromat easier to run – and more profitable.

Paired with Quantum™ Gold controls, the smart system collects data on every aspect of your laundromat business management. You get more control and better information to make smarter business decisions.

Mobile payment solutions. Financial and operational data and analytics. Customer engagement. Service and maintenance. It's all there in one simple platform, in your own language.



Multiple payment options*

Less coin collecting saves time so you can focus on building your business.



Simple interface

Easily track and optimize financial and operational performance.



Speed Queen Rewards*

Increase store loyalty and encourage repeat business.



Fast, easy installation

Factory-supported with little or no downtime and no software to maintain.



Centralized refunds*

Issue refunds directly to a customer's online wallet for improved service and efficiency.



Future-proof technology

Upgrade and add new features quickly and seamlessly.



Speed Queen app*

Mobile payment creates best-in-class retail experience.



Mobility

Control your laundromats from anywhere.



Integrated management platform

Streamline your business with a single view of your machine, location and customer data.



Compliance*

Simple and secure payment processing with PCI DSS compliance.



Advanced reporting and analytics

Track visits, loyalty points and stored value. Understand attendant and drop off activity, output average totals, turns per day and in-depth revenue details for each machine and store during specific time periods.

**For laundromat owners
Speed Queen Insights is
available on**



Desktop



Tablet



Mobile

**Speed Queen app is
available on**

* Mobile payment only available in selected countries.

Please note: Speed Queen Insights only works with Quantum™ Gold controls on hardmount washers and tumble dryers in selected countries.

SPEED QUEEN VEND SOLUTIONS

The building blocks of laundry success

The right solution for your needs

Speed Queen gives you a wide range of equipment to choose from. A bigger selection means you can build exactly the right capacity laundry for the needs of you and your customers.

Speed Queen professionals are here to help you make the right decisions. They have the experience and knowledge to help you build your business as well as your laundry.

Front load washers



SF

Top load washers



SW

Dryers



SD

SD

Stacked washer/dryers, Stacked dryer/dryers



ST

SS

Hardmount washer-extractors



SC020

SC030

SC040

SC060

SC080

SC100

Softmount washer-extractors



SY65

SY80

SY105

SY135

SY180

SY180

SY280

Tumble dryers / Stacked tumble dryers



S*025, S*030, S*035, S*055

S*T050, S*T075

S*T30

S*T45

Heat pump tumble dryers



SHP190

SHP250, SHP285, SHP345

Front load washers

SF | 10.5 KG

Energy efficient. Cost efficient. Everything you need to reduce operating costs, from our low water usage to our high-speed extraction.

Less moisture translates into reduced drying times. Fast cycle times get the job done quickly, providing high turn counts for busy vended laundries, while the double load washtub provides lots of room for larger loads.

Power logically applied

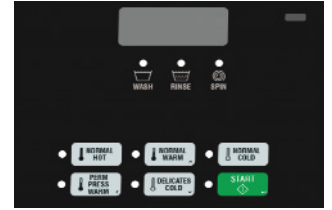
- Revolutionary balance technology cuts cabinet vibration by 76%, reduces floor force, and decreases drying time and expense – it runs 2.5X quieter than previous models.
- High spin speed up to 1,200 RPM, 440 G-force removes more water from clothes.
- Heavy-duty construction, from rugged steel drive components to stainless steel inner and outer tubs.
- Exclusive baffle design scoops water. No enclosed area under the baffles prevents mildew growth and reduces the possibility of odors.
- A pump drain allows our front load washers to be installed adjacent to or replace top load washers with no special plumbing (a gravity drain option also is available).
- Redesigned supply dispenser features four compartments (Pre-wash detergent, wash detergent, bleach, and softener) and automatically dispenses as needed for a complete wash.

Choose control



Quantum™ Gold

This control enables networking with our larger equipment and off-site management. Quantum™ Gold also offers owner and customer benefits such as PC programming and machine audit capabilities, time-of-day pricing, 'lucky cycles', cycle modifier keys and much more.



Micro-Display

Our Micro-Display Control (MDC) clearly displays the vend price and keeps customers informed throughout the wash process with cycle status lights and a digital cycle countdown. Interfacing with a variety of aftermarket card reader systems, MDC offers four cycle selections and basic audit data features.

Activations

Electronic drop
Aftermarket card readers
Central pay

Not all models are available in all markets. Capacities could also vary.



Top load washers

SW | 10.5 KG

Speed Queen commercial top load washers allow a coin laundry owner to provide an assortment of machines for customers varying needs. They are particularly liked by people who separate items into smaller loads.

Constructed from heavy-duty components, from the stainless steel washtub and all-metal transmission to the commercial-grade cabinet finish, you're ensured an extended life for your coin laundry investment.

For great results fast

- With a two-speed motor, the top load washer's 710 RPM maximum spin speed ranks among the highest in the industry, reducing drying times and handling high turn volumes during peak periods.
- Our curved four-vane agitator delivers an industry-best 210° wash stroke, plus the new top panel wide-fan spray system rinses fabrics more evenly. It all adds up to unparalleled cleaning results.
- Speed Queen's exclusive stainless steel tub comes with a lifetime warranty, it won't pill, snag or fray clothes. An air gap prevents contamination from gray water back siphon.
- Fast cycle times allow laundromat owners to capitalize on the opportunities for additional profits.



Choose control



Quantum™ Gold

This control enables networking with our larger equipment and off-site management. Quantum™ Gold also offers owner and customer benefits such as PC programming and machine audit capabilities, time-of-day pricing, 'lucky cycles', cycle modifier keys and much more.



Micro-Display 2

The new clean style Micro-Display Control (MDC2) clearly displays the vend price and keeps customers informed throughout the wash process with cycle status lights and a digital cycle countdown. Interfacing with a variety of aftermarket card reader systems, MDC2 offers four cycle selections and basic audit data features.



E-Mech coin slide

The coin slide control features a straightforward design that offers customers simple water temperature and fabric selections, using cue lights to monitor progress through the wash cycle. This control is designed to function with any coin slide manufacturer's equipment.

Activations

- Single drop
- Electronic drop
- Aftermarket card readers
- Central pay
- Coin slide

Not all models are available in all markets. Capacities could also vary.

Dryers

SD | 10.5 KG

With a large load capacity in a compact frame, each one of our single dryers is all business, all the time. So you don't have to be.

Commercial dryers are designed as perfect complements to front and top load washers for vended laundry applications in areas where revenues may not support a large-scale coin laundry. With a large easy-to-clean lint compartment and a reversible door to accommodate your laundry design, Speed Queen single dryers are designed to suit your laundry's specific needs. The 1913.8 sq cm (2.06 sq ft) door opening is the largest in the industry, providing easy loading and unloading for your customers.

Energy-efficient speed

- Durable galvanized steel cylinder with an extra-large 198.0 litres (7 cu. ft.) of volume to handle large loads and promote faster drying.
- Efficient dryer heating with 25,000 Btu (6,300 kCal) (gas models) and up to 5,350 Watts (electric models).
- Extended Tumble helps eliminate wrinkling by tumbling for two minutes at 20 minute intervals if the door isn't opened.
- A quiet, efficient blower system uses a superior airflow of 104 liters (220 CFM) per second for quick drying results and low operating costs.



Choose control



Quantum™ Gold

This control enables networking with our larger equipment and off-site management. Quantum™ Gold also offers owner and customer benefits such as PC programming and machine audit capabilities, time-of-day pricing, 'lucky cycles', cycle modifier keys and much more.



Micro-Display 2

The new clean style Micro-Display Control (MDC2) clearly displays the vend price and keeps customers informed throughout the wash process with cycle status lights and a digital cycle countdown. Interfacing with a variety of aftermarket card reader systems, MDC2 offers four cycle selections and basic audit data features.



E-Mech coin slide

The coin slide control features a straightforward design that offers customers simple water temperature and fabric selections, using cue lights to monitor progress through the wash cycle. This control is designed to function with any coin slide manufacturer's equipment.

Activations

- Single drop
- Electronic drop
- Aftermarket card readers
- Central pay
- Coin slide

Not all models are available in all markets. Capacities could also vary.

Stacked washer/dryers

ST | SS
10.5 KG | 10.5 KG

Get the complete package in a single unit, combining our efficient dryers with the powerful performance of our industry-leading front load washers.

Our line of stack washer/dryers are designed as vertical combinations that provide all the power of Speed Queen washers and dryers while occupying only half of the floor space of a conventional washer and dryer setup. Plus, these stacked units allow you to utilize the same connections and hook-ups required by a standard washer and dryer and come preassembled for simple installation.

Up to speed

- Improved suspension with new out-of-balance logic manages and redistributes unbalanced loads for uninterrupted wash cycles.
- Extended Tumble helps eliminate wrinkling by tumbling for two minutes at 20 minute intervals if the door isn't opened.



- Just like their stand-alone counterparts, Speed Queen stacks are nearly completely front serviceable to limit downtime for service.

Choose control



Quantum™ Gold

This control enables networking with our larger equipment and off-site management. Quantum™ Gold also offers owner and customer benefits such as PC programming and machine audit capabilities, time-of-day pricing, 'lucky cycles', cycle modifier keys and much more.



Micro-Display 2

MDC2 dryer cool down time is a user programmable option, set to 10 minutes by default on international models to comply with IEC requirements.



Coin slide

The coin slide control features a straightforward design that offers customers simple water temperature and fabric selections, using cue lights to monitor progress through the wash cycle. This control is designed to function with any coin slide manufacturer's equipment.

Activations

- Single drop
- Electronic drop
- Aftermarket card readers
- Central pay
- Coin slide

Not all models are available in all markets. Capacities could also vary.

Hardmount washer-extractors

SC020
9.1 kg (20 lb)

SC030
13.6 kg (30 lb)

SC040
18.1 kg (40 lb)

SC060
27.2 kg (60 lb)

SC080
36.3 kg (80 lb)

SC100
45.5 kg (100 lb)

Flexible water usage. High-speed extraction.

Many factors contribute to your laundry's profitability, but most prominently featured are its washer-extractors. These units, by virtue of their size and speed, are customer draws and profit producers. Successful coin laundry owners understand this and will install a variety of sizes. The heavy-duty construction and reliable operation guarantee your washer-extractor will be in service for years to come.

Now with better wash performance – washing times are reduced by as much as 90 seconds for faster cycles.

Dedicated to new standards

Our updated hardmount line is better than ever. Here's why:

- **Advanced inverter drive and sump system design**

Our proprietary inverter drive technology provides smooth, reliable power – saving you 33% on electricity versus previous models. The sump system design uses 7% less water while maximizing cleaning power.

- **200 G-Force for quicker dry times**

New technology on Quantum™ Gold machines with up to 200 G-Force extraction removes more water, leading to shorter drying times. This higher spin speed helps move customers through your store faster, and cuts your gas usage.

- **Leak detection**

Patented Water Guardian saves water by detecting slow or leaking fill-valves and drains.

- **Quiet performance**

Stronger frame is designed to reduce sound and vibration levels.

The new machines include all the great features that make Speed Queen best in class:

- Four compartment dispenser
- Automatic door lock
- Secure high-capacity coin vault
- Protected bearings, shaft and seal
- Ergonomic door handle
- Front service access
- Chrome door option

Control



Quantum™ Gold

This control enables networking with our larger equipment and Speed Queen Insights off-site management. Quantum™ Gold also offers owner and customer benefits such as PC programming and machine audit capabilities, time-of-day pricing, 'lucky cycles', cycle modifier keys and much more.

Activations

- Single drop
- Electronic drop
- Aftermarket card readers and central pay

Not all models are available in all markets. Capacities could also vary.



Softmount washer-extractors

SY65

6.5 kg (14 lb)

SY80

8.0 kg (20 lb)

SY105

11 kg (25 lb)

SY135

14 kg (30 lb)

SY180

18 kg (40 lb)

SY240

24 kg (55 lb)

SY280

28 kg (65 lb)

The practical ingenuity of Speed Queen is evident in every inch of the heavy-duty suspension and stainless steel construction.

The powerful operation of a washer-extractor often requires that the machine be bolted to the floor. Softmount washer-extractors offer an alternative for specialized applications, such as second floors, where hardmount units aren't an option. The heavy duty suspension absorbs vibrations without the need for special foundations. Stainless steel construction prevents the washer finish from corroding with normal use. The High G-Force extraction significantly reduces drying times and utility costs, getting customers in and out of your vended laundry as efficiently as possible.

Soft mount works hard

- **Super-high G-Force extraction**

A high speed extraction up to 400 G-Force reduces drying times by up to 40%, as well as offering significant savings on your utility costs.

- **Laptop programming capability**

Manually programming a new or retooled store can be time-consuming and error-prone. Using a laptop computer equipped with the QED Assist software makes it easy to create and download exact settings and vend prices.

- **Variable speed drive**

With a state-of-the-art inverter drive system, these versatile machines deliver unique extraction speeds calibrated for certain load types so the ideal amount of water is used.



- **Automatic supply injection**

Leave the dispensing of supplies to your machine with automatic supply injection, which reduces detergent waste and provides more consistent laundry results.

- **Heavy-duty suspension**

Heavy-duty coil springs and strategically-placed shock absorbers stabilize the machines, absorbing out-of-balance load vibrations.

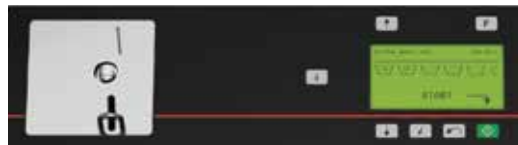
- **Stainless steel components**

Stainless steel front, top and side panels, as well as the inner drum, and tub provide for a long-lasting design to best serve your laundry needs.

- **Solid steel construction and an industrial-strength design**

A strong oversized door lock and wide set door hinges provide strength and stability. Reinforced side panels are integrated for increased strength and durability.

Control



QED Control

Our QED Control provides 10 fully programmable pre-set programs. Extremely versatile and easy to use, the advanced computer control meets a variety of specialized needs. With more than 20 languages available, this control is extremely flexible and intuitive for bilingual users. Customers can easily follow the status of every phase of the wash cycle.

Activations

Dual drop
Single drop
Electronic drop
Aftermarket card readers
Central pay

Not all models are available in all markets. Capacities could also vary.

Tumble dryers

S*025 11.0 kg (25 lb)/9 kg*	S*030 14 kg (30 lb)/11 kg*	S*035 17kg (35 lb)/14 kg*
--------------------------------	-------------------------------	------------------------------

S*055 25 kg (55 lb)/20 kg*	S*050 26 kg (50 lb)/21 kg*	S*075 32kg (75 lb)/25kg*
-------------------------------	-------------------------------	-----------------------------

Uncomplicated. Uncompromising. Unmatched. Enjoy heavy-duty construction that will provide reliable operation for years to come.

The cabinet design of our single-pocket tumble dryers strikes the perfect balance of heat, airflow and tumble action. Burners ignite instantly, providing the desired temperature quickly, evenly and efficiently. Heat is distributed better, reducing drying times and saving energy. Our tumble dryers have fewer moving parts, meaning fewer maintenance problems and less wear and tear. Care is easier too, with a large, easy-to-clean lint compartment and a heavy-duty door hinge designed to withstand heavy usage.



Stacked tumble dryers

S*T30 15 kg (30 lb)/12 kg* dual pocket	S*T45 21kg (45 lb)/17 kg* dual pocket
--	---

Get twice the capacity of a standard dryer in the floor space of a single pocket tumble dryer. Plus, you'll still only need one set of gas, electric and exhaust hook ups, simplifying your installation.

The cabinet design of our stack tumble dryers strikes the perfect balance of heat, airflow and tumble action. This means that no energy is wasted and loads receive the most concentrated drying possible. This equates to some of the fastest dry times in the industry. Plus, our patented oval cylinder perforations solve a common, highly damaging problem, allowing stray screws to pass through without doing large amounts of damage to the dryer's sweep sheets. Adding stack tumble dryers to your coin laundry positions your store to get customers out the door faster, and offers a wealth of profit potential.



* Based off on 20:1 fill ratio and 25:1 ratio respectively
Not all models are available in all markets.
Capacities could also vary.

SPEED QUEEN VEND SOLUTIONS - HEAVY DUTY SERIES

Performance drying (Tumble dryers)

- Large door openings to load and unload laundry with ease.
- Axial airflow ensures fabrics receive the most concentrated drying possible – saving you money.
- Door hinges are extra-wide to evenly distribute force on the door, to withstand heavy usage.
- High-performance heater box increases energy efficiency, reduces drying times and provides a more comfortable operating environment.
- Patented oval cylinder perforations help prevent damage to the dryer's sweep sheets caused by objects left in customers' pockets.
- A reversing cylinder helps eliminate tangles of large items such as sheets and blankets, ensuring even drying and easy removal of loads at cycle completion.
- Large, easy-to-clean lint compartment.
- The 24.8 kg (55 lb) model fits through a 914.4 mm (36 inch) door opening and is a foot shorter than our 23 kg (50 lb) unit, making it a great replacement option for laundries short on space.
- Custom frequency controlled drives and variable speed motors stop and start the machine more gently, reducing operation noise, and maximizing belt life.
- Over-dry technology option detects the perfect moisture level for the fabric. This saves utilities consumption and labor costs plus could reduce fiber loss up to 31%.
- Cold-weather CARE Kit allows temperature-sensitive components to be installed in a warmer area to avoid freezing of water lines and facilitates correct functioning of fire suppression systems.
- Steel white front standard, stainless steel front optional.

Twice as good (Stacked tumble dryers)

- Dual controls designed for individual operation and greater reliability.
- Dual coin vaults for a greater revenue capacity.
- Two 30 lb or 45 lb capacity cylinders provide more capacity per sq ft of floor space than any other coin tumbler on the market.

- Single 10" vent joins both pockets to save money on installation costs.
- Electronic ignition for energy-efficient operation, with faster response-controlled gas usage.
- Separate fan motors deliver 400 cfm for T30 and 600 cfm for T45, all for energy-efficient drying.
- Single gas and electrical connections save money on installation costs.
- Individual drive motors provide precise cylinder rotation control.
- Installation depth of 45 lb tumble dryers comparable to many 30 lb stack tumblers.
- Steel white front standard, stainless steel front optional.

Choose control



Quantum™ Gold

This control enables networking with our larger equipment and off-site management. Quantum™ Gold also offers owner and customer benefits such as PC programming and machine audit capabilities, time-of-day pricing, 'lucky cycles', cycle modifier keys and much more.



Micro-Display 2

Our new MDC2 clearly displays the vend price and keeps customers informed throughout the drying process with cycle status lights and a digital cycle countdown. MDC2 offers four cycle selections, basic audit features and comes installed with a single coin drop.

Tumble dryers

Model	Agency approval
ST	UL (North America)
SG	UL (International)
SU	CE/ EAC (IEC)
SA	Australian Watermark (IEC)
SH	China-ROHS (IEC)
SJ	Japan-PSE (IEC)
SK	Korea (IEC)

Stacked tumble dryers

Model	Agency approval
STT	UL (North America)
SGT	UL (International)
SUT	CE/ EAC (IEC)
SAT	Australian Watermark (IEC)
SHT	China-ROHS (IEC)
SJT	Japan-PSE (IEC)
SKT	Korea (IEC)

Activations

Single drop
Electronic drop
Aftermarket card readers and central pay

Heat pump tumble dryers

SHP190

10 kg (20 lb)/8 kg*

SHP250

13 kg (25 lb)/10 kg*

SHP285

14 kg (30 lb)/11 kg*

SHP345

17 kg (35 lb)/14 kg*

For laundry operations not suited for the added cost and installation of sufficient ducting or maximum power input building, Speed Queen heat pump tumble dryers deliver an efficient solution. The heat pump tumbler line does not require any vent ducting as 100% recycling of waste air through rapid cooling removes moisture while rapid heating results in the reintroduction of heat into the drying cylinder.

Speed Queen's heat pump tumblers reduce energy up to 70% compared to similar tumble dryers, saving your laundry operation utility costs. Minimal electrical infrastructure is needed as only 3.6kW (12,284 BTU/hr) of total power input is required.


Less infrastructure, lower costs

- Innovative heat pump technology recycles waste air.
- Large diameter stainless steel drum.
- Combined radial and axial airflow design minimizes heat transfer, lowers energy consumption and shortens drying time.
- Hook up to standard power and a drain, no need for air ducting.



- Easy-to-service mounting.
- Fast draining.
- Large door opening for easy loading and unloading.
- Self-cleaning lint screen.
- Steel white front standard, stainless steel front optional.

Control



EASY control

EASY Control offers a simple, user-friendly operation through three pre-programmed cycles. Error messages are displayed on the control for efficient and effective servicing. Temperature can be freely programmed in one degree increments.


- 3 standard cycles.
- Temperature freely programmable.

Activations

Single drop
Dual Drop
Electronic drop
Aftermarket card readers
Central pay
Coin slide

* Based off on 20:1 fill ratio and 25:1 ratio respectively

Not all models are available in all markets. Capacities could also vary.



Distributed By:

STRAITS LAUNDRY PTE LTD

Address : 11 Perak Road, Singapore 208132

Tel : (65) 6297 9650 Fax: (65) 6297 9652

Website : www.straitslaundry.com

Enquiry : info@straitslaundry.com