


SPEED QUEEN OPL SOLUTIONS

# Solutions For on-premises Laundry





SPEED QUEEN OPL SOLUTIONS

An exceptional  
laundry service.



## SPEED QUEEN OPL SOLUTIONS

# The proven performer in laundry

Backed by more than 110 years of industry experience, Speed Queen is the largest global brand in the sector, with units installed across a wide spectrum of business types such as vended laundry, multi-housing and on-premises Laundry.

**Great quality results** – The proven performer, Speed Queen offers you quality and reliability, together with operational solutions that are cost-efficient and sustainable.

**Heritage of success** – We have innovated in laundry since 1908 and have earned our reputation with superior equipment and developments that add measurable value.

**Premium approach** – Our powerful machines are designed to quickly produce high volumes of perfectly clean laundry. Your Speed Queen equipment is tested to endure many years of hard commercial use – our warranties reflect that.

**Superior customer support** – Our training, parts and prompt, personal support services are backed by the global resources of the Alliance Laundry Systems network.





SPEED QUEEN OPL SOLUTIONS

Laundry  
peace-of-mind.



---

SPEED QUEEN OPL SOLUTIONS

# Leading performance in laundry from the world leader

**Choosing Speed Queen gives you access to the resources of Alliance Laundry Systems for all your laundry solutions needs in the days, months and years ahead.**

Alliance Laundry Systems makes the world cleaner as the premier provider of laundry solutions. We deliver leading performance in commercial laundry through our family of brands, including Speed Queen.

## Laundry is our sole business

Alliance leads the world in commercial laundry sales, product range, global reach and R&D investment. We serve more than 140 countries with a team of more than 3,000. Check out the advantages you enjoy with our focused approach:

- **Superior technology**  
The world needs faster, easier, better laundry. In recent years, we've invested over USD300 million in R&D to make it happen. Our global team of laundry scientists, engineers and designers are dedicated to purpose-driven laundry innovation.
- **Stronger network**  
You're never too far from better laundry, thanks to expert Alliance teams in 14 strategic locations worldwide and over 1,200 specialist commercial laundry distributors. No matter where in the world you are, big help with big laundry is always within reach.
- **Comprehensive training**  
We offer training for everyone involved in the laundry process. Our laundry learning programs include operator training, service schools, maintenance seminars, business training and much more.
- **Award-winning customer support**  
Our outstanding customer service is dedicated to helping you develop the most efficient laundry operation possible – and keeping it running at peak efficiency. Order Alliance Genuine Parts today and experience our exceptional service for yourself.
- **Measurably better**  
To get the excellence you deserve, you can rate our services at every interaction. If you're not happy, let us know and we'll make it good. Were we helpful? Share your approval. Our team will be thrilled. Understanding your satisfaction helps us improve our performance.

Learn more at [www.alliancelandry.com](http://www.alliancelandry.com)

# Seize control with Quantum™ Gold

Quantum™ Gold controls add intelligence to Speed Queen laundry equipment and inform better decision-making.

The Quantum™ Gold system gives you more control over your laundry. It allows you to have more control over your operations.

## Understand and enhance your operations

- Reduce programming and on-site labor time
- Increase your efficiency by customizing cycles according to load type
- Find out about errors before they become a bigger issue
- Reduce your labor needs
- Reduce utility costs
- Reduce downtime

---

## Keep your finger on the pulse

- Wireless networking
- Profitability reports
- Pause and resume
- Slow drain detection
- Water leak detection
- Computer audit
- Computer programming
- 30 programmable water levels\*
- Automatic dispenser flush
- Automatic shutdown assistant
- Lucky cycle
- Power saving mode

\* For hardmount washers only

SPEED QUEEN OPL SOLUTIONS  
For more intelligent  
operations.



# The Speed Queen range

## The right solution for your needs

Speed Queen gives you a wide range of equipment to choose from. A bigger selection means you can build exactly the right capacity laundry for your needs.

Speed Queen professionals are here to help you make the right decisions. They have the experience and knowledge to help you build an your on-premises laundry to fulfil your needs.

---

### Hardmount washer-extractors



---

### Softmount washer-extractors



---

### Barrier washer-extractors





---

## Heat pump tumble dryers



SHP190, SHP250, SHP285, SHP345

## Tumble dryers



ST025, ST030, ST035,  
ST050, ST055



ST075



ST120, ST170, ST200

---

## Stack tumble dryers




STT30



STT45

---

## Roller ironer



I25-100, I25-120, I25-140



I30-160, I30-200AV

---

## Cylinder heated ironer



FCS320



FCS500



FCSR500, FCSF500



FCSFF500



FCS800, FCSR800, FCSF800, FCSFF800

# Hardmount Washer-Extractors

SC020

9.1 kg (20 lb)

SC030

13.1 kg (30 lb)

SC040

18.1 kg (40 lb)

SC060

27.2 kg (60 lb)

SC080

36.3 kg (80 lb)

SC100

45.4 kg (100 lb)

## Features

- Rigid mounted, normal spin, 100G factor
- Stainless steel top and front panel
- Stainless steel drum and tub
- High capacity water inlets
- Large drain valve
- Large door opening for easy loading and unloading
- Industry-leading flexible water level settings
- Patented fill and drain leak detection saves water
- Lighter, computer-optimized frame
- Designed to reduce sound and vibration levels
- Quantum™ Gold Control
  - easy to operate, easy to program
  - flexibility of 30 programmable cycles
- Quantum™ Standard Control
  - four cycle selections
  - two water levels and manual programming

## Options

- 200G factor (SC020-SC080 with Quantum™ Gold)
- 165G factor (SC0100 with Quantum™ Gold)
- Stainless steel side panels
- Chrome door
- Steam heating version
- Electrical heating version



Robust  
Design



Large Drain  
Valve



Large Door  
Opening



Low Water  
Consumption

# Softmount Washer-Extractors

**SY65**

6.5 kg (14 lb)

**SY80**

7.5 kg (20 lb)

**SY105**

10.5 kg (25 lb)

**SY135**

13.5 kg (30 lb)

**SY180**

18 kg (40 lb)

**SY240**

24 kg (55 lb)

**SY280**

28 kg (65 lb)

## Features SY65-135

- Freestanding, high spin (up to 1165 RPM – SY65, SY80)
- Stainless steel top front panel, side panels
- Stainless steel drum and tub
- QED Select – fully programmable microprocessor
- Patented soap hopper
- Large drain valve (Ø 76 mm)
- Easy access to all vital parts from the front
- Large door opening for easy loading and unloading
- Perforated lifting ribs: more mechanical action and lower water consumption
- Eco washing programs – significantly reduces water and electricity consumption

## Options SY65-135

- USB plug and Network cable connection (on the back panel)
- Liquid soap print
- Liquid soap pumps
- Water recovery kit
- Steam heating version
- Drain pump (SY65, SY80)
- 3rd water inlet
- QED Assist - Laundry management software
- Base frame (height 135mm or 200mm)

## Features SY180-280

- High capacity water inlets (SY 280)

## Options SY180-280

- High capacity water inlets (SY180, SY240)
- Automatic weighing system by weighing cells to measure exact capacity of the linen
- Second drain valve for faster draining (SY280)
- Water sample tap (SY280)
- Base frame (height 135mm or 200mm)



Easy Operation



Ergonomical Construction



Large Door Opening



Low Water Consumption

# Softmount Washer-Extractors

SY350

35 kg (77 lb)

SY450

45 kg (99 lb)

SY600

60 kg (132 lb)

## Features

- Freestanding, high spin
- Stainless steel cabinet
- Stainless steel drum and tub
- QED Select – fully programmable microprocessor
- Large door opening (Ø 54 cm) for easy loading and unloading
- Large drain valves (2 x Ø 76 mm)
- Easy access to all parts
- Frequency controlled motor
- Perforated lifting ribs: more mechanical action and lower water consumption
- Eco washing programs – significantly reduces water and electricity consumption
- Soap hopper
- Liquid soap print
- USB & RS485 plug (on the back panel)

## Options

- Liquid soap pumps
- QED Assist - Laundry management software
- End of cycle light and sound signalization
- Forward tilting device (pneumatic) for SY450 and SY600
- Automatic weighing system by weighing cells for measuring exact capacity of the linen
- Air operated water inlets
- Tap to take water samples
- Isolation for energy and noise reduction
- Version without soap hopper



Easy Operation



Ergonomical Construction



Robust Design



Large Door Opening

# Softmount Washer-Extractors

SY800  
80 kg (180 lb)

SY1000  
100 kg (230 lb)

SY1200  
120 kg (275 lb)

## Features

- Freestanding, high spin
- Stainless steel cabinet
- Stainless steel drum and tub
- QED Select – fully programmable microprocessor
- Extra large door opening (SY800, SY1000 Ø 530 mm, SY1200 Ø 650 mm)
- Two large drain valves (Ø 103 mm)
- Easy access to all parts
- Liquid soap connection
- Frequency controlled motor
- Soap dispenser with 5 removable compartments
- Perforated lifting ribs: more mechanical action and lower water consumption
- Air operated water inlets
- Eco washing programs – significantly reduces water and electricity consumption

## Options

- Liquid soap pumps
- QED Assist - Laundry management software
- Pneumatic tilting platform - Forward or Forward & Backward
- Light and sound signalisation of end of cycle
- Automatic weighing system by weighing cells for measuring exact capacity of the linen
- Tap to take water samples
- Network cable connection



Easy  
Operation



Ergonomical  
Construction



Robust  
Design



Large Door  
Opening



# Barrier Washer-Extractors

SH180  
18 kg (40 lb)

SH240  
24 kg (55 lb)

SH280  
28 kg (65 lb)

## Features

- Freestanding, high spin
- Complete stainless steel cabinet
- Stainless steel drum and tub
- QED Select – fully programmable
- Patented soap hopper
- Large drain valve (Ø 76 mm)
- Easy access to all important parts from all sides
- Large door opening for easy loading and unloading
- Automatic door positioning
- Liquid soap connection
- Perforated lifting ribs: more mechanical action and lower water consumption
- Patented inner door lock mechanism

## Options

- USB plug and Network cable connection (on the side panel)
- Liquid soap pumps
- Second drain valve or recycle valve
- Steam heating version
- Water sample tap
- QED Assist – Laundry management software
- Second display
- Automatic weighing system by weighing cells to measure exact capacity of the linen
- Plinth for lateral draining
- Warning light based on traffic light system and horn



Easy  
Operation



Ergonomical  
Construction



Compact  
Design



Hygienic  
Solution

# Barrier Washer-Extractors

SMB360	SMB500	SMB700
36 kg (79 lb)	50 kg (110 lb)	70 kg (154 lb)

## Features

- Stainless steel cabinet
- Designed with focus on ergonomoy
- Freestanding, high spin
- Oversized frame, bearings and drum
- Large drain valve (2 x Ø 76 mm)
- Easy access to all parts
- Frequency controlled motor
- Large door opening for easy loading and unloading.
- Control QED Select – new graphic display enables:
  - communication interface enabling remote service
  - multilingual
  - fully programmable
- RS485 & USB plug
- Perforated lifting ribs: better washing results, lower water consumption
- Eco-friendly washing programs – significantly reduces water and electricity consumption
- Soap dispenser with 5 removable compartments
- Patented inner door lock mechanism

## Options

- Liquid soap pumps
- Automatic weighing system by weighing cells for measuring exact capacity of the linen
- Second display (located on clean side)
- Light and horn signalisation the end of wash cycle
- Tap to take water samples
- Isolation for energy and noise reduction
- Drain valve for water recycling
- Lateral drain
- Version without soap hopper
- Clean Room versions (only SMB360)



Easy  
Operation



Robust  
Design



Large Drain  
Valve



Hygienic  
Solution

# Barrier Washer-Extractors

SB700  
70 kg (154 lb)

SB900  
90 kg (198 lb)

SB1100  
110 kg (242 lb)

SB1400  
140 kg (308 lb)

SB1800  
180 kg (396 lb)

## Features

- Freestanding, high spin
- Stainless steel cabinet
- Stainless steel drum and tub
- MICRO – graphic display with almost unlimited possibilities as:
  - communication interface enabling remote service
  - multilingual microprocessor
  - freely programmable
- Oversized frame, bearings and drum
- Large door opening for easy loading and unloading
- Large drain valve (Ø 126 mm)
- Easy access to all parts
- Frequency controlled motor
- Perforated lifting ribs: more mechanical action and lower water consumption
- Standard Y-pocket (3 pockets) drum on SB1100, SB1400, SB1800
- Standard Pullman (2 pockets) drum on SB700, SB900
- Eco-friendly washing programs – significantly reduces water and electricity consumption
- Soap dispenser with 5 removable compartments (10 compartments on SB1800)
- Automatic door positioning
- Air operated water inlets
- Air suspension

## Options

- Liquid soap pumps
- Drum with 2 pockets on SB1100, with 3 pockets on SB700, SB900
- Tap to take water samples
- Light and sound signalisation of end of washer cycle
- Second display
- Horizontal door (available only for SB1800)
- Second drain valve (Ø 126 mm), or recycle valve (for water recycling: Ø 76 mm)
- Version with only front door for loading and unloading
- Automatic weighing system by weighing cells for measuring the exact capacity of the linen



Robust Design



Large Drain Valve



Large Door Opening



Hygienic Solution

# Heat Pump Tumble Dryers

SHP190	SHP250	SHP285	SHP345
9.5 kg (20 lb)	12.5 kg (25 lb)	14 kg (30 lb)	17 kg (35 lb)

## Features

- Heat pump
- Standard stainless steel drum with large diameter
- Easy-to-use microprocessor (Easy control)
- Combination of radial and axial airflow concept:
  - maximum heat transfer
  - low energy consumption
  - short drying time
- Large door opening for easy loading and unloading
- Self cleaning lint screen

## Options

- Stainless steel front
- Reversing drum
- Full control programmer (Flex control)
- Residual moisture control:
  - safe drying of delicate linen
  - humidity detection in %
  - ideal in combination with wet cleaning
  - ideal for dry cleaners, fire departments
  - available on Easy and Flex Control
- Automatic rinsing system for heat exchangers
- Special plinth for easy service access



Energy Efficient



Standard Stainless Steel Drum



Heat Pump



Large Door Opening

# Tumble Dryers

ST025  
11 kg (24 lb)

ST030  
13 kg (28 lb)

ST035  
16 kg (35 lb)

ST050  
25 kg (55 lb)

ST055  
24 kg (53 lb)

ST075  
34 kg (74 lb)

## Features

- Large door opening for easy loading and unloading
  - extra strong hinge and reversible door
- Galvanized drum - oval drum holes preventing damage from standard drywall screws
- Unique drum supporting system (axial airflow only):
  - at the rear: bearing
  - at the front: rubber rolls with bearings
- Large lint filter - easy removal of lint, efficient drying, self cleaning filter
- Axial airflow (ST025, ST030, ST035, ST055):
  - drum perforations only at the front and back
  - maximum airflow, less energy consumption and short drying times
- Radial airflow (ST050, ST075):
  - drum perforations over the entire surface
  - high productivity
  - pulley drive system
- Quantum™ Gold Control:
  - easy to operate, easy to program
  - flexibility of 30 programmable cycles
  - moisture sensing technology prevents overdrying, saving time and energy

- Dual Digital Control:
  - easy-to-use and flexible microprocessor control
  - one-touch cycle repeat, automatic extended tumble and large digital display
  - simple-to-set drying time, temperature and cool down
- Standard frequency inverter drive

## Options

- Stainless steel front and drum
- Reversing: prevents tangling of the linen
- CARE (Combustion Auto Response Equipped)\*:
  - a response to laundry combustion
  - helps suppress early laundry fire by constantly monitoring the temperature in the drum
  - in case of excessive temperature, linen is sprayed with water
- ECO-line:
  - average of 40% lower energy input compared to the Speed Queen classic tumblers
  - overall utility savings per year are around 5%

\*only for OPL models with gas or steam heating

\*See below all model numbers depending on local agencies approval

Model	Agency approval
ST	UL (North America)
SG	UL (International)
SU	CE/ EAC (IEC)
SA	Australian Watermark (IEC)
SH	China-ROHS (IEC)
SJ	Japan-PSE (IEC)
SK	Korea (IEC)



Easy Operation



Low Energy Consumption



Large Door Opening



High Output



# Tumble Dryers

ST120

55 kg (120 lb)

ST170

77 kg (170 lb)

ST200

90 kg (200 lb)

## Features

- Large cylinder:
  - allows free air movement
  - short drying cycles
- Large door opening for easy loading and unloading:
  - extra strong hinge
- Standard galvanized drum:
  - oval drum holes preventing damage from standard drywall screws (not ST200)
- Unique drum supporting system:
  - at the rear: bearing house
- Large lint filter:
  - easy removal of lint
  - efficient drying
- Radial airflow:
  - drum perforations over the entire surface
  - high production
  - pulley drive system
- Reversing standard: prevents tangling of the linen
- High performance heating
- Quantum™ Gold Control:
  - easy to operate, easy to program
  - flexibility of 30 programmable cycles
  - moisture sensing technology prevents overdrying, saving time and energy
- Dual Digital Control:
  - easy-to-use and flexible microprocessor control
  - one-touch cycle repeat, automatic extended tumble and large digital display
  - simple-to-set drying time, temperature and cool down

## Options

- Stainless steel front
- Stainless steel drum
- CARE (Combustion Auto Response Equipped):
  - a response to laundry combustion
  - helps suppress early laundry fire by constantly monitoring the temperature in the drum
  - in case of excessive temperature, linen is sprayed with water



\*See below all model numbers depending on local agencies approval

Model	Agency approval
ST	UL (North America)
SG	UL (International)
SU	CE/ EAC (IEC)
SA	Australian Watermark (IEC)
SH	China-ROHS (IEC)
SJ	Japan-PSE (IEC)
SK	Korea (IEC)



Easy Operation



Large Door Opening



Low Energy Consumption



High Output

# Stack Tumble Dryers

STT30 | STT45  
 2x13 kg (2x28 lb) | 2x20 kg (2x44 lb)

## Features

- Double capacity in same floor space
- Extra large cylinder capacity
- Large door opening for easy loading and unloading
- Galvanized drum - oval drum holes preventing damage from standard drywall screws
- Unique suspension system:
  - at the rear: bearing
  - at the front: rubber rolls with bearings
- Large lint filter - easy removal of lint, efficient drying
- Axial airflow:
  - drum perforations only at the front and back
  - maximum airflow, less energy consumption and short drying times
- Quantum™ Gold Control:
  - easy to operate, easy to program
  - flexibility of 30 programmable cycles
  - moisture sensing technology prevents overdrying, saving time and energy
- Dual Digital Control:
  - easy-to-use and flexible microprocessor control
  - one-touch cycle repeat, automatic extended tumble and large digital display
  - simple-to-set drying time, temperature and cool down

## Options

- Stainless steel front and drum
- ECO-line:
  - average of 40% lower energy input compared with Speed Queen classic tumblers
  - overall utility savings per year are around 5%



\*See below all model numbers depending on local agencies approval

Model	Agency approval
STT	UL (North America)
SGT	UL (International)
SUT	CE/ EAC (IEC)
SAT	Australian Watermark (IEC)
SHT	China-ROHS (IEC)
SJT	Japan-PSE (IEC)
SKT	Korea (IEC)



Easy Operation



Compact Design



Large Door Opening



High Output

# Roller Ironer


125-100 | 125-120 | 125-140 | 130-160 | 130-200AV |

## Features

- Attractive design
- Standard finger guard protection
- When unattended, the device shuts off automatically
- Reduced number of mechanical and moving parts for a lower maintenance cost
- Homogeneous ironing pressure to ensure top ironing quality
- PID controlled temperature regulation offering better temperature distribution and reduced energy consumption
- Long-life heating elements
- Anodised extruded aluminium profile avoiding temperature drop and ensuring top ironing quality
- All vital components are easily accessible
- Start/stop pedal
- Backside of the basin is insulated with 25 mm ceramic wool:
  - no energy waste
  - quick temperature rise

## Options

- Frequency inverter enabling variable ironing speed
- Fan exhaust extracts moisture



Easy  
Operation



One Operator  
Only



Compact  
Design



Global Ironing  
Solution

# Roller Ironer

FCS320 | FCS500 | FCSR500 | FCSF500


## Features

- Large surface contact with linen over an angle of 300°
- Highly polished steel, thin cylinder:
  - Reasonable price
  - Rapid response to temperature
  - Excellent thermal conductivity
- Emergency button and main switch in one
- Finger protection bar for even more safety
- Durable M-Aramid ironing belts
- Extra heavy press roller for high-quality ironing
- Direct drive – maintenance-free system (for FCS320)
- Central suction system with maintenance-free operation
- Automatic cooldown
- Easy-to-operate microprocessor
- Frequency controlled motor
- Preset temperature indicator
- Space-saving installation against the wall is possible: front return
- Overheating check system with 3 temperature sensors
- Adjustable exhaust flap (FCS320)
- Metal fibre premix burner (for gas FCS320)
- Ergonomic design
- Finger protection and emergency button for more safety
- Indication of ironing speed and temperature
- Reverse mode possible
- Variable setups for length folding (FCSF)
- Easy-to-remove lint filters
- Standard anti-static bar (FCSF)

- Folding system (FCSF) requires less maintenance (no ribbons and rolls)
- Electric, gas or steam (n/a for FCS320) heating
- FCSR model: front and rear output troughs
- FCSF model: front output table and integrated length folder
- Reverse mode for FCS500, FCSR500 and FCSF500

## Options

- Coin operated version (only for FCS320 and FCS500)
- Configuration for central pay system (only for FCS320 and FCS500)
- Chrome-plated cylinder for better thermal conduction and ironing quality
- Foot pedal for easy stop and start operation
- Exhaust output on the right (FCS320)
- Fixation set for mounting to the floor
- Auto-adjustable ironing speed (FCS320 and FCS500)



Easy  
Operation



Compact  
Design



Low Energy  
Consumption



Ergonomical  
Construction

# Cylinder Heated Ironer

| FCS800 | FCSR800 | FCSF800 | FCSFF800 | FCSFF500 |

## Features FCSx/800

- Large surface contact with linen over an angle of 300°
- Micro processor with memory up to 20 programs (PLC for FCSFF500)
- Overdimensioned fan for flexible installation
- Model FCSF800:  
Front and rear return with built-in length folding system
- Model FCSFF500 and FCSFF800: ironer with feeding and length folding
- Variable setups for folding (FCSFF500, FCSF800 and FCSFF800)
- Folding system requires less maintenance
- Standard anti-static bar (FCSF800 and FCSFF800)

## Options

- Stop pedal (n/a for FCSFF500 and FCSFF800)
- Underpressure feeding table (standard feature for FCSFF800)
- Auto-adjustable ironing speed (FCS800, FCSR800)
- Crossfolder and Stacker (only for FCSFF500 and FCSFF800)



Easy  
Operation



Robust  
Design



Ergonomical  
Construction



Compact  
Design



**TO LEARN MORE, OR TO FIND A DISTRIBUTOR IN YOUR AREA, VISIT [SPEEDQUEENCOMMERCIAL.COM](https://www.speedqueencommercial.com)  
ALLIANCE LAUNDRY SYSTEMS - SHEPARD ST, RIPON, WI 54971 - 1.800.587.5458**

Consult your Speed Queen® distributor for details. For the most accurate information, the installation guide should be used for all design and construction purposes. Due to continuous product improvements, design and specifications subject to change without notice. The quality management systems at Alliance Laundry Systems' Ripon facility has been registered to ISO 9001:2008.

Speed Queen® is a registered trademark of Alliance Laundry Systems LLC.

©2019 Alliance Laundry Systems LLC.

AO19-1002

Speed Queen by Alliance Laundry Systems